



**Technical Data Sheet**  
**Thermo Scientific™ Ultra-Low Temperature Freezer**  
 Upright Model Release - 83  
 Thermo Fisher Scientific, Asheville, North Carolina

**ENERGY STAR® MDEC**  
 (Maximum Daily Energy Consumption)

**0.36 kW-hr/day/cuft**



**Model Number**

TSX70086V

**Application, Rating and Electrical Data**

**Typical Performance Characteristics in 20 °C Ambient**

Application	Storage of General (non-flammable) Laboratory Materials
Storage Volume	33.5 cu. ft. (949 liters), 700 Standard 2" Boxes
Temperature Rating	-50°C to -86°C
Electrical Power	230V, 50 Hz, 1 Phase
Instrument Rated Current	6.1 AMP
Building Supply Rating	16A dedicated grounded circuit, Type C circuit protection or similar required, Ensure compliance with local electric code
Power Plug / Power Cord	Country Dependant plug / IEC Cords, 10 ft (3.05 m)
Agency Listings	UL, cUL, CE
Application Environment	Non-Corrosive, Non-Flammable, Non-Explosive Indoor Use Only, Ventilated 15 - 32°C (59 - 90°F)

Interior Dimensions (H x D x W)	51.2 x 28.3 x 40.1 in. (1300 x 719 x 1019 mm )
Exterior Dimensions (H x D x W)	78 x 37.8 x 45.2 in. (1981 x 960 x 1148 mm )
Shipping Dimensions	83.12 x 42.75 x 51.13 in. (2111 x 1086 x 1299 mm )
Shipping Weight / Net Weight	869 lbs. ( 304 kg) / 753 lbs. (341 kg)
Insulation	Vacuum Insulation Panels with High-Density Water-Blown Polyurethane Foam
Door Seal	Silicone-Based Gasket Seal with Electrical Cabinet Perimeter Heater
Shelves	3 Stainless Steel Adjustable Shelves in 1" (25mm) Increments
Shelf Capacity	Max. Capacity per Shelf: 285 lbs. (128 kg) Cabinet Load not to Exceed 1140lb (517.1 kg)
Interior / Exterior Material	Painted Steel (Stainless Steel Option) / Painted Steel
All-Direction Casters	Standard with Locks
Other Options	LN2 or CO2 Backup System HID Controlled Access, Chart Recorder Exterior Illumination Kit

<b>Electrical System Configuration</b>	
Controller Level	Top
Power Switch	(Front) Soft-touch / (Rear) Main Circuit Breaker
Controller Type	VIC Capacitive Touch Screen Input and Display with USB Data Retrieval
Setpoint Security	Yes
Compressor Safe Guard	High Temp Cutout Switch, Current, Logic protection
Control Sensor	Single RTD (1000 ohm Platinum RTD)
Connectivity / Remote Outputs	Wi-Fi Enabled, RS485/4-20mA output
Thermo Fisher Cloud	InstrumentConnect™ Remote Monitoring
Adjustable Warm/Cold Alarms	Fully Adjustable
Auto-Voltage Safeguard	Buck/Boost System

<b>Refrigeration Configuration</b>	
Refrigeration System	Two Stage Cascade System
Compressor/Number	Industrial Rated, Hermetically Sealed / 2
Compressor Capacity*	525W (max). VCC
Condenser Type	Enhanced Tube and Fin with Forced-Air Cooling
Expansion Device	Capillary Tube
Evaporator Type	Enhanced Cold Wall Design
Defrost Method	Manual Defrost
Refrigerant (1st/2nd Stage)	R290 / R170+R290 Mix
Environmental Effects	GWP: 3 (R290) / 6 (R170) ODP: 0 (R290); 0 (R170)
Flammable	Yes

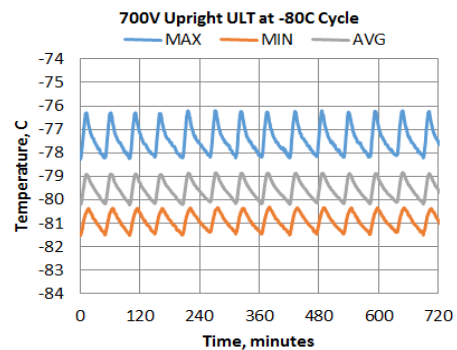
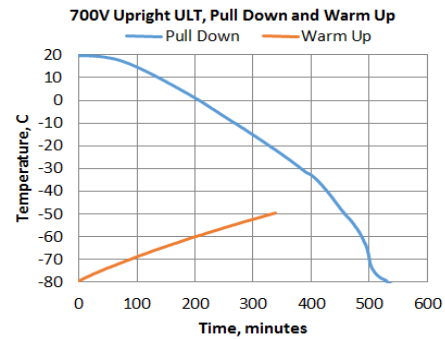
- Performance is nominal and individual units may vary.
- Freezer performance will differ due to product amount, product size and operating conditions.
- Continuous product enhancements may, without notice, result in amendments or omissions to this specification. Thermo Scientific cannot accept responsibility for damage, injury, loss or expenses resulting from misapplication of the information herein.

\* Manufacturer measured compressor capacity taken at standard -35°C/40°C (Evap/Cond) condition.

© 2020 Thermo Fisher Scientific Inc. All rights reserved. All trademarks are the property of Thermo Fisher Scientific Inc. and its subsidiaries. Specifications, terms and pricing are subject to change.

Not all products are available in all countries. Please consult your local sales representative for details.

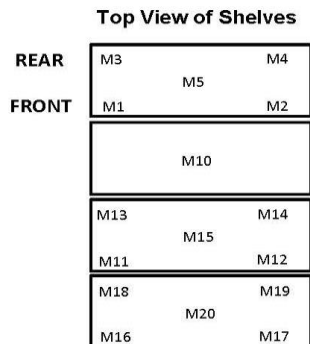
<b>Standard Performance Mode</b>	Energy Consumption (kW-hr/day)	9.4
	Heat Rejection Rate (Btu/hr)	1336
	Peak Variation from Setpoint (°C)	+7.4 / +2.0
<b>High Performance Mode</b>	Energy Consumption (kW-hr/day)	12.7
	Heat Rejection Rate (Btu/hr)	1801
	Peak Variation from Setpoint (°C)	+3.8 / -1.5
	Sound (dBA)	48.6
	1-min Door Opening Recovery to -75°C (min)	34
	Average Uniformity at -80°C (°C)	3.5
	Average Stability at -80°C (°C)	1.5
	Pull Down Time (to -80°C) (hrs)	8.9
	Warm Up Time (-80°C to -50°C) (min)	339



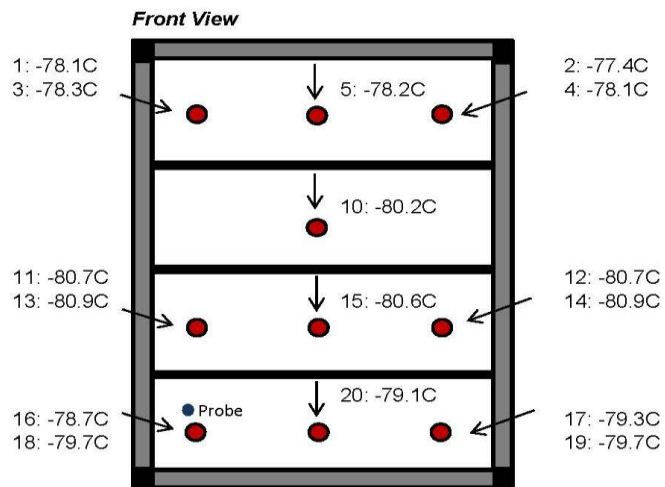


Typical Cabinet Temperature Map  
 ULT 700, 3 Inner-Shelves + Base, Single Outer Door

Temperatures are averages during > 12  
 cycles after reaching a setpoint of -80C



**Cabinet Average:** -79.6 C  
**Probe Average:** -80.1 C  
**Peak Variation:** +3.8 C / -1.5 C

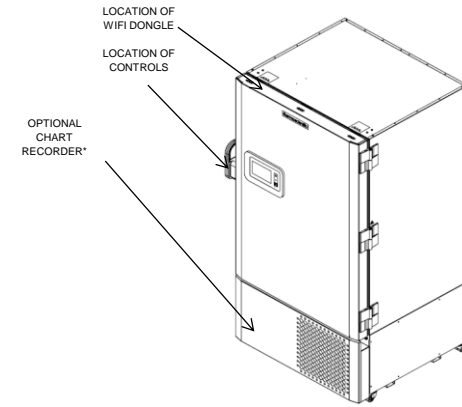
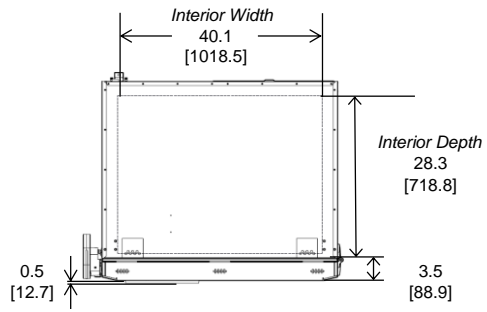
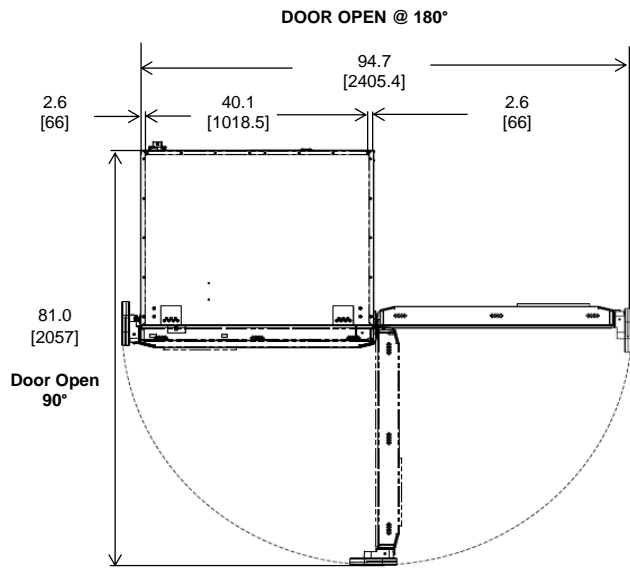


20065-B-5-4

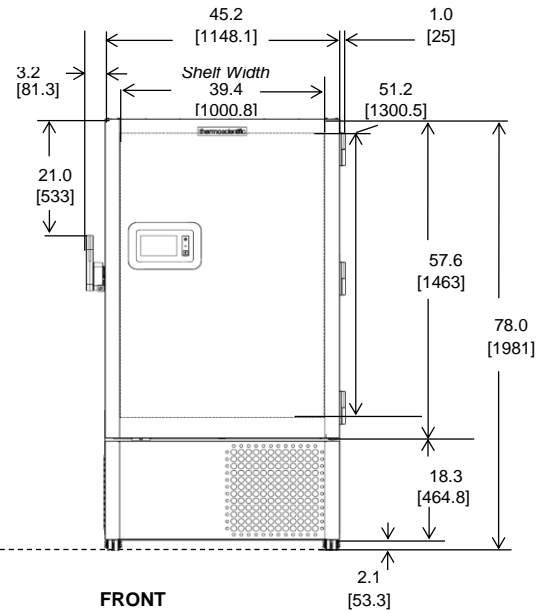
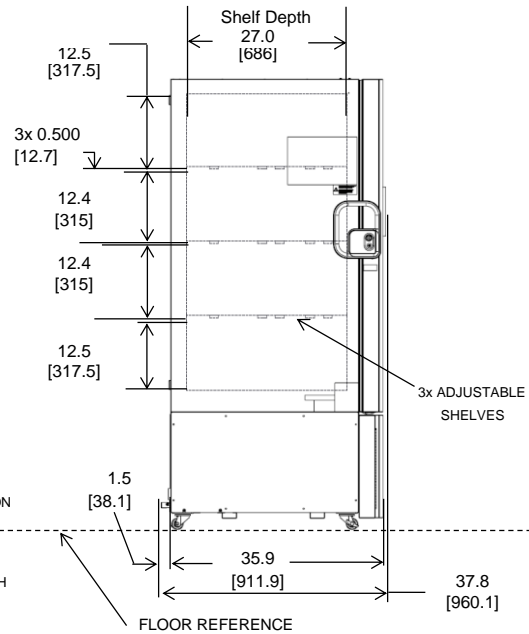
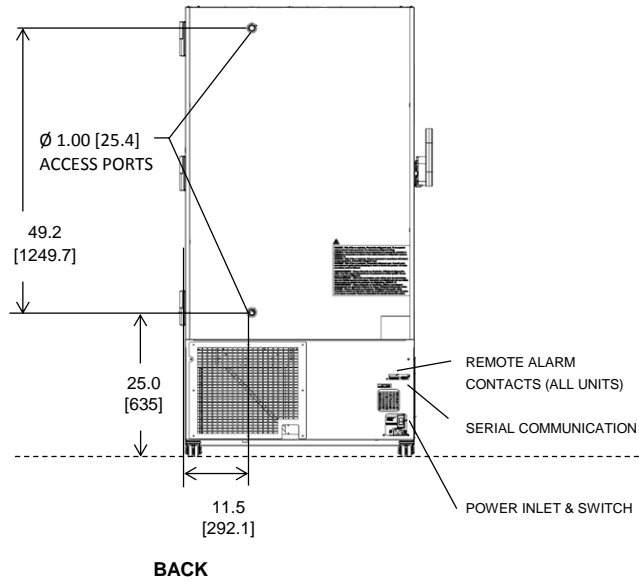
	M1	M2	M3	M4	M5	M10	M11	M12	M13
Avg	-78.1	-77.4	-78.3	-78.1	-78.2	-80.2	-80.7	-80.7	-80.9
Max	-77	-76.2	-77.1	-76.8	-77.1	-79.4	-80.1	-80.2	-80.2
Min	-78.9	-78.3	-79.2	-78.9	-79	-80.8	-81.3	-81.2	-81.5

	M14	M15	M16	M17	M18	M19	M20
Avg	-80.9	-80.6	-78.7	-79.3	-79.7	-79.7	-79.1
Max	-80.3	-80.1	-77.9	-78.7	-78.9	-79	-78.5
Min	-81.5	-81.1	-79.4	-79.9	-80.4	-80.3	-79.7

Thermo Fisher Scientific Proprietary and Confidential



\*Chart recorder/Back up systems are stand alone on 300 models.



**NOTE: DUAL DIMENSION IS INCH OVER METRIC**

DO NOT USE FOR ENGINEERING PURPOSES. SUBJECT TO CHANGE WITHOUT NOTICE.

**thermo**  
scientific

**33.5 cuft Upright Freezer**  
2 Inner Doors  
Single Outer Door  
Top Mount Controls